



LOTUS SERVICE BULLETIN

Class	III
Number	1973/2
Type	All Domestic Cars
Date	January 1973

LOTUS CARS Ltd NORWICH NORFOLK NOR92W

Tel: WYMONDHAM 3411 CABLES LOTUS NORWICH TELEX 97401

Circulation List	Service Manager		Foreman				
------------------	-----------------	--	---------	--	--	--	--

Title: Front Registration Plates

Reason: To advise Dealer personnel of correct fitting of mandatory reflective front registration plates.

Parts Required:	Bracket	B036 B 2032Z	2 off
	Screw) bracket	326C	4 off
	Washer) to	103	4 off
	Nut) body	203	4 off
	Screw) bracket	323A	2 off
	Washer) to plate	102	2 off
	Nut) Elan & Europa	203	2 off
	Screw) bracket	301	2 off
	Washer) to	102	2 off
	Spacer) plate	A050 B 1938Z	2 off
	Nut) S.130	202	2 off

Note: These parts will be supplied F.O.C. against orders to all cars in stock which are 3 months old or less.

- Action:
1. Following the dimensions given in Fig. 1 (Elan and Europa), or Fig. 2 (S. 130), whichever is appropriate, drill holes in the body to accommodate the fixings for the plates.
 2. Mount brackets to body as shown in Figures. Mount plates to brackets.
 3. All holes are of 5mm. diameter

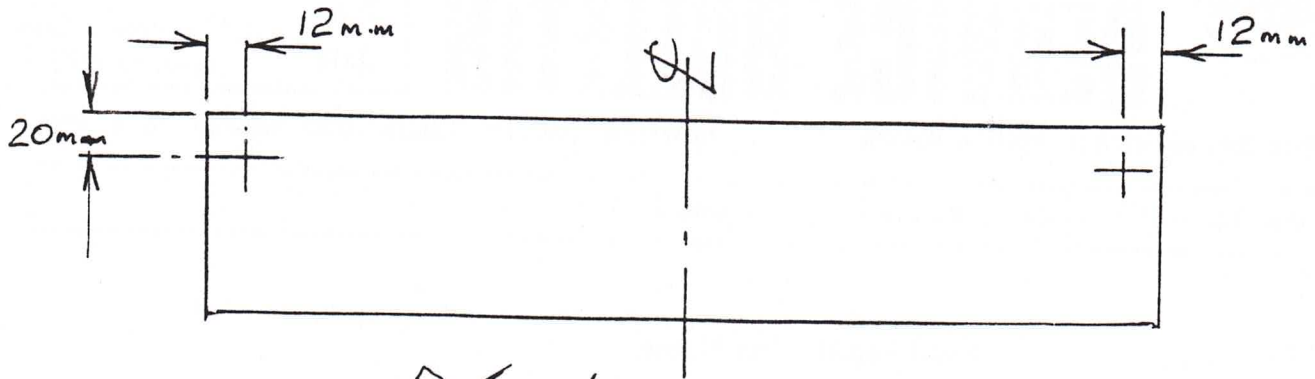


Fig. 1

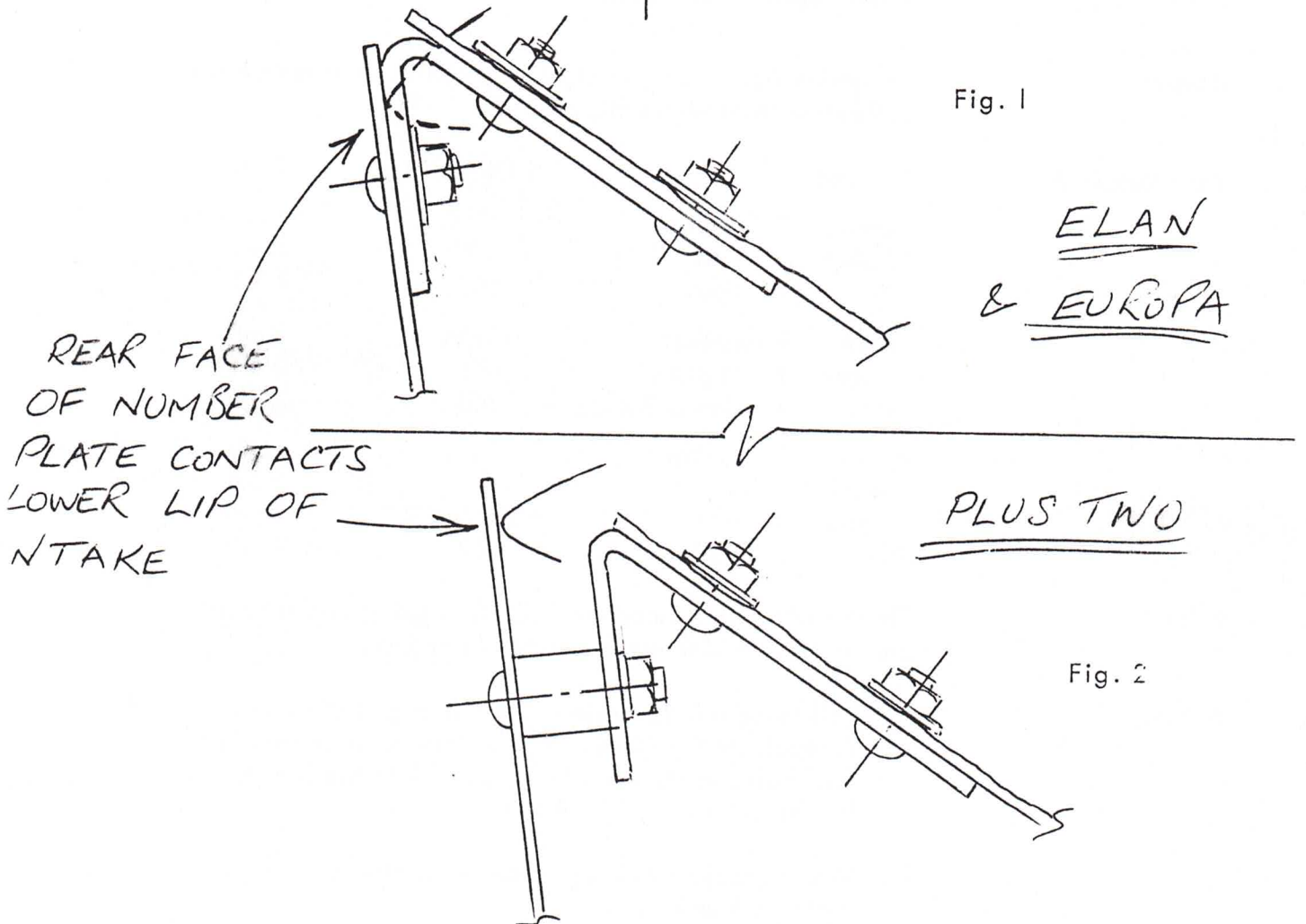



Fig. 2



The above dimensions are to the outer edges of a standard plate (mandatory size $+ \frac{1}{4}$ in. margin all round). If a different margin is used, dimensions should be adjusted accordingly.